

2020

300607

2021-027

123101

—, , , ,

1

1

20

1

— / /KG /0KG —,0KG —, KG

KG

3C



1

2

)—,)—, ,



2 XYZ

2

5G

- /

/

.

/

↓

2

3C

/

/

MEVH

EVH

EMVH

EEA

, ,

SEVH

EVH

EVH

EMVH



L V PV P 3 6

EEA
20%

EEA

80) 360

-, -, ., //, †, †, ,



3


/

%

%

-

, , , ,



立式加工中心



钻攻中心

↑

↑

/



1

2

-

, , -

-

.

.

3

-

.

4

/

...,

/, 4

./ (,

- - -.

. (,

/

.

-

/

4, 4, ,

, -/, -, ., //,

2020

2011

2013 + / / , , -

4.0

2

1 ABB
ABB

ABB

2 YASKAWA
1915

3 FANUC
FANUC 1956

FANUC

4 KUKA

2017 1

94.55%

5 STAR SEIKI
1976

6

2000

3C

7

1993

2016 2017

2012
TRIO

8

MAI

9

,

2020

ABB

2009
2011

/ /%

IO EtherCAT

--/→/

A/D

· , - - , -

+

3

1

	2020	2019		2018
	2,755,439,646.69	1,660,363,365.82	65.95%	1,198,098,144.60
	519,711,721.61	186,573,823.78	178.56%	171,826,384.01
	496,842,535.67	183,320,939.38	171.02%	155,820,537.95
	1,004,240,213.22	122,201,250.28	721.79%	115,214,741.51
/	1.95	0.78	150.00%	0.73
/	1.94	0.78	148.72%	0.73
	27.23%	18.07%	9.16%	20.56%
	2020	2019		2018
	4,029,481,325.51	2,667,901,506.44	51.04%	1,707,998,776.65
	2,151,339,763.29	1,672,491,825.96	28.63%	911,018,705.16

2

	549,409,670.57	952,938,973.83	527,540,587.34	725,550,414.95
	153,791,054.97	246,666,299.56	117,330,671.00	1,923,696.08
	153,471,293.54	233,251,587.18	105,665,114.61	4,454,540.34
	522,183,446.96	208,629,514.31	114,898,713.70	158,528,538.25

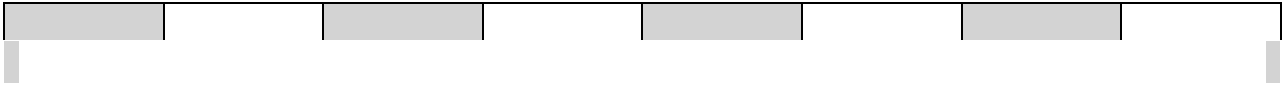
4

1

10

	32,851		30,152		0		0
--	--------	--	--------	--	---	--	---

2020



5

1

...

51,971.17	275,543.96	2020 12 31	65.95%	402,948.13	51.04%
	178.56%			28.63%	
	215,133.98				

/

-

--,

1

- / (/)	4	- 4 - %		. / (/)	%
			(, , 4		

4 / 4 ,

2

IPD

.. , - - , -
 +
 /
 -
 ... -

..., 3
 - (, -
 - /% - /
 - /
 - /

6S

4

... - / -
 ... -
 ... /
 .. -
 ... -

... - / - (

2

3

10%

	1,933,886,415. 40	502,031,711.42	58.18%	141.69%	369.83%	21.50%
	510,550,406.38	46,186,632.45	20.27%	-8.89%	-38.28%	-4.26%

4

5

6

7

1

2020

			2020 1 1	
			-79,429,581.78	-60,951,420.04
			79,429,581.78	60,951,420.04

2020

/

	2020 12 31	
	8,175,145.31	8,175,145.31
	-8,175,145.31	-8,175,145.31
	498,154,806.74	250,824,814.02
	-537,691,887.65	-280,151,665.41
	39,537,080.91	29,326,851.39

2.

13

2019 12 10

13

2019 21

13

2020 1 1

1

13

13

2

13

2020 1 1

13

13

2

3

4

-

.

-

- / (,,,
 -,, ... - /- / (,,,
 ǎ .ǎ -,, -,,
 /- r
 / ǎ
 ... - /-
 4 ... -
 ./,
 ... - /, ,,,